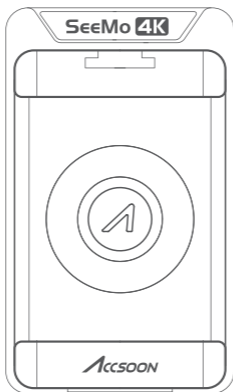
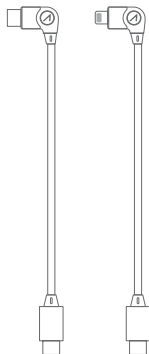
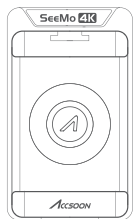


# Accsoon SeeMo 4K

4K HDMI Video on iOS Devices  
iOS设备4K视频直播监看采集器



User Manual / 用户手册 V1.0



- Accsoon SeeMo 4K \*1
- USB-C to Lightning Cable \*1
- USB-C to USB-C Cable \*1
- Accsoon Cold Shoe Adapter \*1

## Note

1. Use only the included USB-C to lightning cable to connect the Accsoon SeeMo 4K with your iPhone/iPad. Accsoon SeeMo 4K cannot be used with other brands' USB-C to lightning cables.

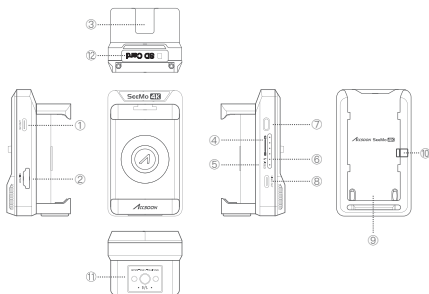
2. The included cables are custom cables only for use with Accsoon SeeMo series. Please do not use the cable with products other than Accsoon SeeMo series products otherwise Accsoon makes no commitment to the performance of the cable, and the user is responsible for the consequences.

# SeeMo 4K

## CONTENTS

Accsoon SeeMo 4K	04
Introduction	05
Instruction	06
Specification	12
After-sales Support	13
Warranty	13
FAQ	14
Safety Information	15
Contact Us	16

# Accsoon SeeMo 4K



- |                             |                             |
|-----------------------------|-----------------------------|
| 01. USB-C Power Output Port | 07. Power Button            |
| 02. HDMI Input Port         | 08. USB-C Video Output Port |
| 03. Cold Shoe Mount         | 09. Battery Holder          |
| 04. Power Level Indicator   | 10. Battery Safety Lock     |
| 05. Video Input Indicator   | 11. 1/4" Mounting Hole      |
| 06. Power Indicator         | 12. SD Card Slot            |

# Introduction

Accsoon SeeMo 4K is a portable HDMI to USB video transmitter that converts and transmits the HDMI video source from a camera to an iPhone or iPad via a USB cable. Featuring H.264 video compression, SeeMo 4K supports up to 4K 30fps video input and output and the bitrate can be adjusted up to visually lossless image quality. With Accsoon SEE App, you can easily transform your iPhone or iPad into a professional monitor. With a ton of features like professional monitoring functions, live streaming, audio & video recording, Accsoon SEE App provides an easy way to achieve low-cost monitoring, recording and streaming. Compact. Low power draw. Accsoon SeeMo 4K is the ideal solution for monitoring / recording / streaming / sharing.

## Product Features

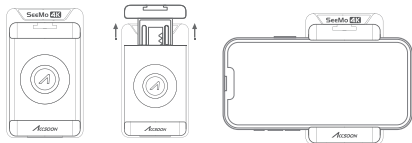
- H.264 video recording
- Visually lossless image quality
- Adjustable bitrate
- Rich monitoring features
- Modular design, flexible and versatile
- USB-C power supply for other devices
- RTMP live streaming on Accsoon SEE App
- Video input and output support up to 4K 30fps
- Turn your iPhone/iPad into a professional monitor
- Standard 1/4 inch threaded mounting hole and cold shoe mount
- Powered by NP-F Battery
- iPhone/iPad charging
- Support 5.5–6.5 inch iPhone
- SD card reading

# Instruction

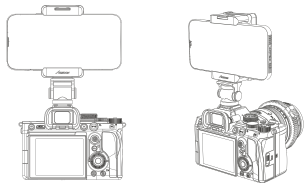
**1** Download and install the Accsoon SEE App on your iPhone or iPad.



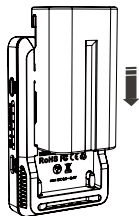
**2** Extend the Accsoon SeeMo 4K to attach the iPhone (avoiding the buttons on the sides of the phone). To use with iPads, an Accsoon iPad PowerCage is required (optional product).



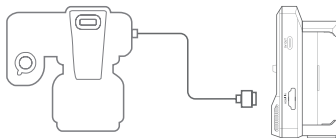
**3** Mount the Accsoon SeeMo 4K via the cold shoe adapter and make sure it's held securely.



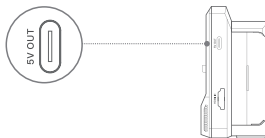
**4** Attach an NP-F series battery.



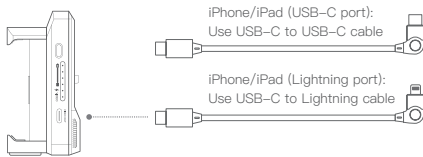
**5** Connect the Accsoon SeeMo 4K to the camera using HDMI cable (optional product).



**6** If there is a need to power other devices (e.g. Accsoon CineView HE), connect the cable to the 5V OUT port.



**7** Connect your iPhone/iPad to the Accsoon SeeMo 4K's USB-C video output port using the corresponding cable.



**8** Power On/Off

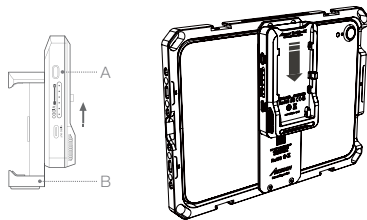


**9** Open the Accsoon SEE App, select "Accsoon SeeMo", and tap "MONITOR" to start monitoring.



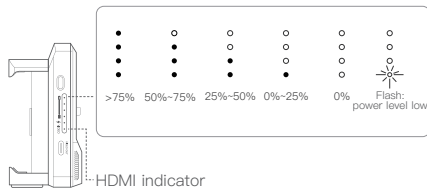
Attach the Accsoon SeeMo 4K to the Accsoon iPad PowerCage (optional product).

Hold the two parts with both hands and separate the part A and the part B as shown in the picture. Then slide and lock down the part A to the Accsoon iPad PowerCage.



**10** Status indicator

Power level indicator



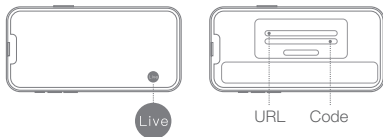
on-Valid video input is detected  
off-No valid video input

## 11 Live streaming

Please make sure the iPhone/iPad can access the network via “WiFi” or “4G/5G” network.

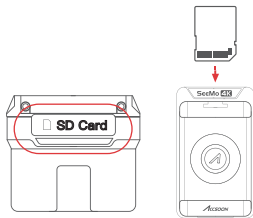


Tap the “Live” button on the App, enter the RTMP live URL and code then tap “OK” to start live streaming.



**Note:** The fluency of the live streaming depends on the stability of the Internet connection. When the video is buffering, please check whether your Internet connection is heavily loaded or your mobile network has poor reception quality.

## 12 SD Card Reading



Put the SD card into the card slot as shown in the picture.

Tap “Ignore” when iPhone/iPad pushes Accsoon SEE app notification.

Check the local files and click the SD card name to see the contents in the card.



### Note:

1. When iPhone/iPad can not read the content of the SD card, please unplug and plug back in the USB-C cable.
2. SeeMo 4K cannot read SD card with Lightning equipped iPhone and iPad.

## 13 iPhone/iPad Charging

The SeeMo 4K can supply maximum 5V/2.4A power to a connected iPad or iPhone for extended operation times.

# Specification

Video Input Format	2160P 30/29.97/25/24/23.98 fps 1080P 60/59.94/50/30/29.97/25/24 /23.98 fps 720p 60/59.94/50 fps
Video Input Port	HDMI-A
Video Output Format	2160P 30/25/24 fps 1080P 60/50/30/25/24 fps 720p 60/50 fps
Video Output Port	USB-C
Adjustable Width	65mm-90mm
Screen Size Compatibility	5.5-6.7 inch
Battery Compatibility	NP-F550/F750/F970
Power Output Port	USB-C 5V/3A
iOS Version	iOS 12.0 or later
Power Consumption	3 Watt without charging other devices
Operating Temperature	-10-40°C
Dimensions	92mm * 54mm * 46.3mm
Weight	115.7g
Card Reader	SD/SDHC (Max.32GB)
Compatible with	SDXC (Max.2TB)
Transfer Rate	USB 2.0

# After-sales Support

1. Contact your local Accsoon authorized dealers for after-sales service. If there is no local authorized dealers, you can contact our customer service via our email (support@accsoon.com) or website (www.accsoon.com) and get appropriate support.
2. You will get detailed solutions from the authorized dealers of Accsoon.
3. Accsoon reserves the right to review the damaged product.

# Warranty

## 1.Warranty Period

- ① If there is a quality problem that occurs within 15 days after receiving the product, Accsoon will be providing complimentary maintenance or replacement.
- ② Under proper use and maintenance, from the date of receipt, Accsoon will provide a one-year warranty on the product and a three-month warranty on the accessories and cables. Free maintenance service is available during the warranty period.
- ③ Please keep the proof of purchase and the user manual well.

## 2.Warranty Exclusions

- ① Out of warranty period (If the proof of purchase is not available, the warranty will be calculated from the date the product is delivered from the factory).

- ② Damage caused by use or maintenance is not following the requirements of the product manual.
- ③ Unauthorized repair, modification or disassembly.
- ④ Damage caused by force majeure such as fire, flood, lightning strike, etc.

## FAQ

### 1.The product won't power on

- ① Check the NP-F battery level.
- ② Check if there is any problem with the battery holder. (If there is, please contact Accsoon official personnel for repair).

### 2.No image

- ① Check if the USB-C cable is properly connected to the SeeMo 4K's VIDEO OUT port.
- ② Please confirm that the video format output from the camera is compatible with the SeeMo 4K.  
SeeMo 4K supports HDMI video input at:  
2160P 30/29.97/25/24/23.98 fps  
1080P 60/59.94/50/30/29.97/25/24/23.98 fps  
720p 60/59.94/50 fps
- ③ If there is still no image after the above operation, please try another iPhone/iPad. (If the image can't be displayed normally either, please contact the official personnel for repair and after-sale service).

## Safety Information

- When operating this equipment, read and follow all the instructions in this manual.
- Use only accessories/batteries/chargers specified or recommended by Accsoon.
- Do not expose to moisture, excessive heat or fire.
- Keep away from water and other liquids.
- Keep the equipment properly during lightning storms or when unused for long periods of time.
- Please do not use the product in a place overheating, under cooling or with lots of moisture, or nearby strong magnetic devices.
- To reduce the risk of fire or electric shock, refer servicing to qualified service personnel.



## Certificate of Quality

This product is confirmed to meet quality standards and permitted for sale after strict inspection.

QC Inspector: \_\_\_\_\_



## Contact Us



Facebook: Accsoon



Facebook Group: Accsoon Official User Group



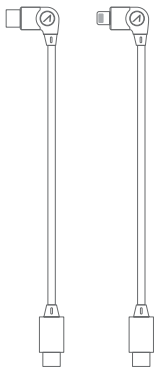
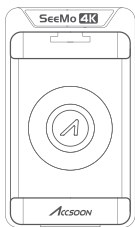
Instagram: accsoontech



YouTube: ACCSOON



Email: Support@accsoon.com



- 致讯 SeeMo 4K (含手机夹) \*1
- USB-C 转 Lightning 数据线 \*1
- USB-C 转 USB-C 数据线 \*1
- 致讯蜗牛云台 \*1

## 敬告：

1：仅设备随附的 USB-C 转 Lightning 线可以搭配致讯 SeeMo 4K 使用；致讯 SeeMo 4K 无法与其他品牌 USB-C 转 Lightning 线搭配使用。

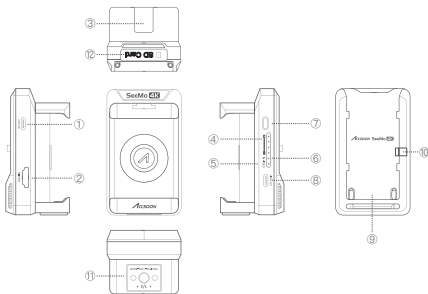
2：设备随附的线材为定制线材，仅限用于搭配致讯 SeeMo 4K 使用。如搭配其他设备使用，致讯不对线材功能性能做任何承诺，由此造成的后果由用户自行承担。

# SeeMo 4K

## CONTENTS

认识 SeeMo 4K	20
产品概述	21
使用说明	22
产品规格	28
售后支持	29
保修说明	29
常见问题	30
安全信息	30
联系我们	31

# 认识 SeeMo 4K



1. USB-C 对外供电接口
2. HDMI 输入接口
3. 冷靴口
4. 电量显示灯
5. 视频输入状态指示灯
6. 电源指示灯
7. 电源开关键
8. USB-C 视频输出口
9. 电池座
10. 电池安全锁
11. 1/4" 螺纹孔
12. SD 卡槽

# 产品概述

## 简述

致讯 SeeMo 4K 是一款便携的 HDMI-USB 视频传输设备，可将相机 HDMI 输出的视频转换后，通过 USB 有线的方式连接至 iPhone/iPad，实现可靠的视频传输。视频采用 H.264 编码压缩，最高支持 4K30fps 的视频格式，码流可调整，搭配致讯的 Accsoon SEE App，可以将苹果设备变成专业的监视器。

Accsoon SEE App 还支持音视频录制、直播、读取存储卡等丰富功能，让用户轻松实现低成本的监看、录制和直播。致讯 SeeMo 4K 机身小巧，安装便捷，具有极低的功耗，是用户监看、录制、直播等一体化解决方案的最佳选择。

## 产品特点

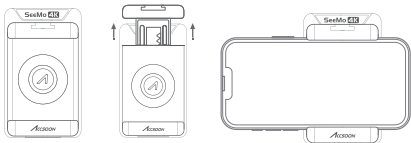
- 码流可调整
- SD 卡读取功能
- 丰富的监看功能
- 音视频录制
- 4K30fps 输入输出
- H.264 的视频编码录制
- 将 iPhone/iPad 变为专业监视器
- 模块化设计，拓展丰富，灵活多用
- 标准冷靴口及 1/4 英寸螺纹安装孔，实用性强
- App 支持 RTMP 直播
- NP-F 系列电池供电
- USB-C 对外供电
- 为 iPhone/iPad 充电

# 使用说明

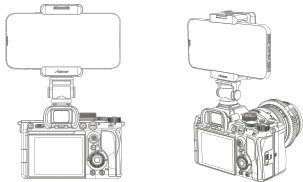
❶ 在 iOS 设备中 App Store 软件中下载 Accsoon SEE App。



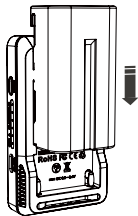
❷ 将手机安装至致讯 SeeMo 4K 夹持部位，并左右调节手机至合适位置（注意避开手机两侧按键）。如需搭配 iPad 使用，可另购致讯 iPad 供电套件。



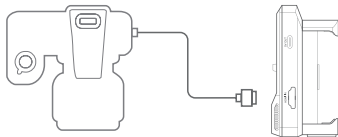
❸ 将致讯 SeeMo 4K 通过冷靴适配器安装至相机热靴接口 / 致讯 iPad 供电套件上，并确保安装可靠。



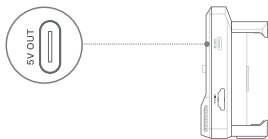
❹ 安装索尼 NP-F 系列电池至电池座。



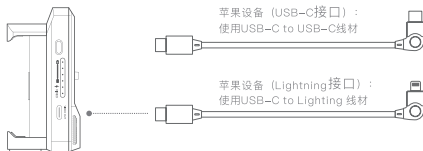
❺ 使用 HDMI 线（需另购）连接相机 HDMI 输出接口至致讯 SeeMo 4K HDMI 输入接口。



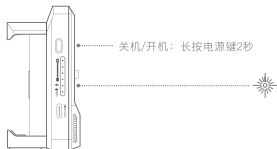
❻ 如需给其他设备（如影眸图传 HE）供电，请使用对应的线材连接至 5V OUT 接口。



7 根据使用的 iPhone/iPad 选择对应的线材，连接至致讯 SeeMo 4K 的“VIDEO OUT”视频输出接口。



8 开机：短按电源键（轻击按钮即可）。  
关机：长按电源键两秒。

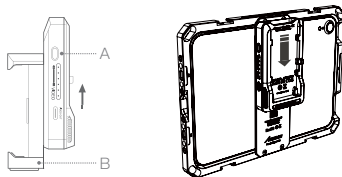


9 打开 Accsoon SEE App，产品型号选择 Accsoon SeeMo，点击“MONITOR”即可进入监视器界面。




## 将致讯 SeeMo 4K 安装至致讯 iPad 供电套件 (需另购)

致讯 SeeMo 4K 采用模块化设计，双手分别握住前后部分，并按照图示方向推动，即可将图像处理部分 (A) 和手机夹持部分 (B) 分离，再将图像处理部分 (A) 按照反方向操作即可将其固定在致讯 iPad 供电套件背夹上。



## 10 状态指示

电量指示



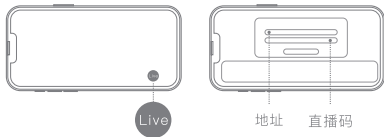
当检测到有效的视频输入后，HDMI 状态指示灯常亮

## 11 直播功能

请确保 iPhone/iPad 设备可以通过“WiFi”或者“4G/5G”访问数据网络。



观看的同时，点击 App 上的“LIVE”图标，按照提示输入正确的直播地址和直播码后点击“开始直播”即可进行直播。

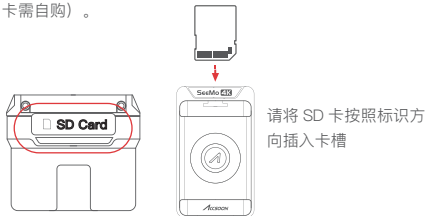


### 注：

直播的流畅度取决于网络连接的稳定性，与致迅 SeeMo 4K 无关。如有卡顿请检查所使用的数据网络。

## 12 读卡功能

使用致迅 SeeMo 4K 读取 SD 卡至 iPhone/iPad 设备（SD 卡需自购）。



iPhone/iPad 设备出现 Accsoon 通信提示选择忽略。

点击本地文件在应用界面选择浏览并选择 SD 卡（名称）即可查阅存储内容。



### 注：

1. iPhone/iPad 本地文件无法识别存储卡内容时，请再次插拔 USB-C 数据线，即可正常使用。
2. 致迅 SeeMo 4k SD 卡读取功能不支持 Lightning 接口的 iPhone/iPad 设备使用。

## 13 供电功能

致迅 SeeMo 4K 在工作时，同时以最高 5V 2.4A 给 iPhone/iPad 充电，增加续航时间。

# 产品规格

视频输入格式	2160P 30/29.97/25/24/23.98 fps 1080P 60/59.94/50/30/29.97/25/24/23.98 fps 720p 60/59.94/50 fps
视频输入接口	HDMI-A 型接口
视频输出规格	2160P 30/25/24 fps 1080P 60/50/30/25/24 fps 720p 60/50 fps
视频输出接口	USB-C 接口
手机夹宽度调节范围	65mm-90mm
适配手机尺寸	5.5-6.7 英寸
适配电池	NP-F550/750/970
对外供电输出	USB-C 输出 5V/3A
iOS 版本要求	iOS 12.0 及以上
功耗	3W (未对其他设备供电状态)
工作环境温度	-10-40°C
尺寸	92*54*46.3mm
重量	115.7g (含手机夹)
存储卡适配类型及读取速度	SD/SDHC (最高 32GB) SDXC (最高 2TB)
存储卡传输速率	USB 2.0

# 售后支持

1. 如产品需要售后，可联系当地致迅授权经销商，如无当地授权经销商可以通过致迅公司邮箱 (support@accsoon.com) 或网站 (www.accsoon.cn) 与客服取得联系并获得相应支持。
2. 致迅经销商或致迅客服会告知您如何运送相关产品及如何处理您的保修问题，致迅公司保留复查损坏产品的权利。

# 保修说明

## 01 质保期限

1. 自签收之日起 15 日内，出现质量问题，可享受换货或者免费维修服务。
2. 产品在正确使用及保养下，保修期为自签收之日起一年 (附件和线材保修期为 3 个月)，在保修期内可享受免费维修服务。
3. 请妥善保管好购买凭证、说明书。

## 02 质保不包括

1. 超过三包有效期的 (无法提供购买凭证的从产品出厂日期开始计算)。
2. 未按产品使用说明书要求使用、维护、保养造成损坏的。
3. 未经授权的维修、拆解。
4. 因火灾、水灾、雷击等不可抗力造成的损坏。

## 常见问题

### 常见故障及解决办法

#### 1. 产品无法开机

- (1.) 检查 NP-F 电池电量情况。
- (2.) 检查产品电池座是否出现问题（如出现问题请联系官方人员售后维修）。

### 图像无法显示

- (1) 请检查连接至设备的数据线是否正确连接该产品 VIDEO OUT。

- (2) 请确保摄像机 HDMI 输出的视频格式兼容本产品。

SeeMo 4K 支持视频输入格式为：

2160P 30/29.97/25/24/23.98 fps

1080P 60/59.94/50/30/29.97/25/24/23.98 fps

720p 60/59.94/50 fps

- (3) 如上述操作还是无法显示信息，请更换 iPhone/iPad 测试，观察是否可以正常显示（如无法正常显示请联系官方人员维修售后）。

## 安全信息

- 操作本设备时，请阅读并遵循本手册中的所有说明。
- 只能使用 Accsoon 指定或推荐的附件 / 电池 / 充电器。
- 不要暴露在潮湿、过热或火灾中。
- 远离水和其他液体。

- 在暴雨期间或长时间不使用时，应妥善保管设备。
- 请勿在过热、冷却不足或湿度过高的地方，或在强磁性设备附近使用本产品。
- 为降低火灾或出点风险，请向合格对的维修人员咨询维修。

## 联系我们



官方网站



官方客服微信



微信公众号



Bilibili





**Accsoon SEE Mo 4K**

Accsoon® is a trademark of Accsoon Technology Co.,Ltd.

Copyright © 2024 Accsoon All rights reserved

Accsoon®はAccsoonの商標です Copyright©2024

Accsoon®是致迅科技的商标Copyright © 2024致迅科技版权所有